

Data sheet | Item number: 734-462/037-000

THT female header; 0.9 x 0.9 mm solder pin; straight; 100% protected against mismatching; Locking lever; Pin spacing 3.5 mm; 2-pole



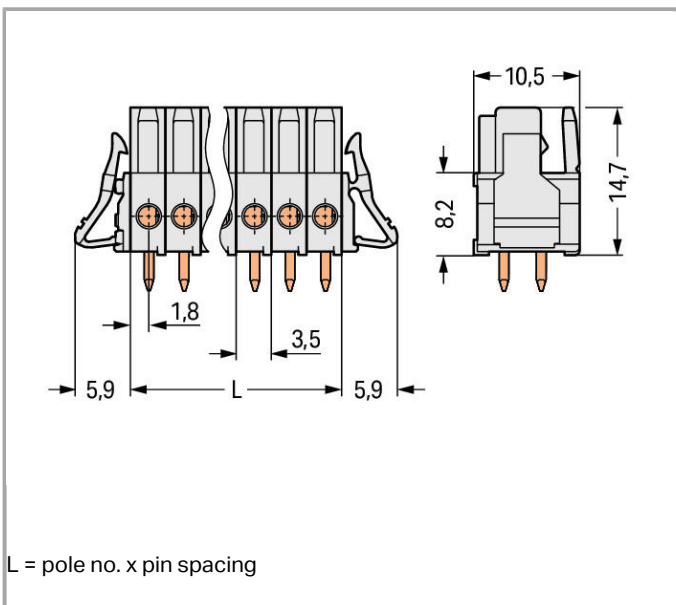
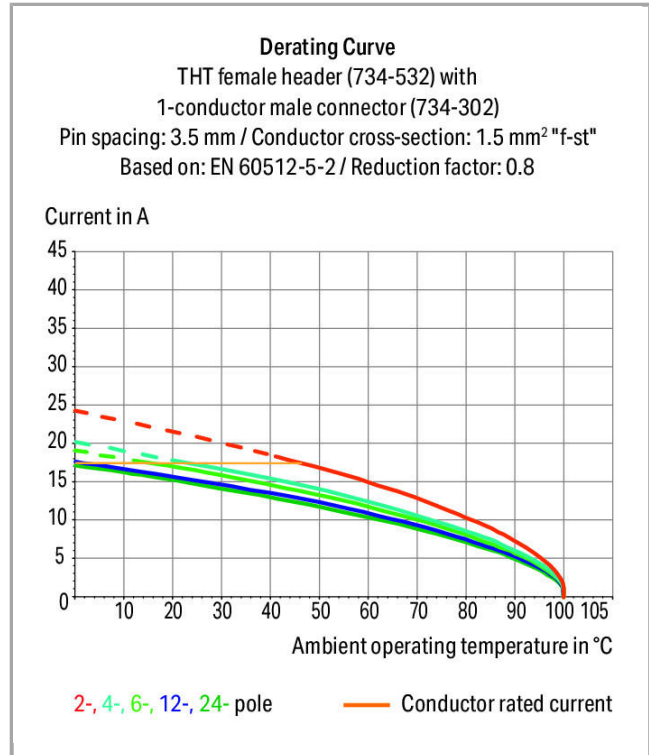
734-462/037-000



RoHS
Compliant ✓

[BOMcheck.net](https://www.bomcheck.net)

Color: ■





Item description

- Horizontal or vertical PCB mounting via straight or angled solder pins
- Integrated test ports for 2 mm Ø test plugs
- For board-to-board and board-to-wire connections
- Touch-proof PCB outputs
- Easy-to-identify inputs and outputs
- 100% protected against mismatching
- Coding via coding fingers

Safety information 1:

The *MULTI CONNECTION SYSTEM (MCS)* is designed without breaking capacity for compliance with DIN EN 61984. When used as intended, MCS Connectors shall not be connected/disconnected when live or under load. The circuit design should ensure header pins, which can be touched, are not live when unmated.

Data

Electrical data

Ratings per IEC/EN 60664-1

| | |
|---------------------------------|--------|
| Rated voltage (III / 3) | 160 V |
| Rated impulse voltage (III / 3) | 2.5 kV |
| Rated voltage (III / 2) | 160 V |
| Rated impulse voltage (III / 2) | 2.5 kV |
| Rated voltage (II / 2) | 320 V |
| Rated impulse voltage (II / 2) | 2.5 kV |
| Rated current | 10 A |

Approvals per UL 1059

| | |
|--------------------------------|-------|
| Rated voltage UL (Use Group B) | 300 V |
| Rated current UL (Use Group B) | 10 A |
| Rated voltage UL (Use Group D) | 300 V |
| Rated current UL (Use Group D) | 10 A |

Approvals per CSA

| | |
|---------------------------------|-------|
| Rated voltage CSA (Use Group B) | 300 V |
| Rated current CSA (Use Group B) | 10 A |
| Rated voltage CSA (Use Group D) | 300 V |
| Rated current CSA (Use Group D) | 10 A |



Connection data

| | |
|-----------------------------------|---|
| No. of poles | 2 |
| Total number of connection points | 2 |
| Total number of potentials | 2 |
| Number of connection types | 1 |
| Number of levels | 1 |

Geometrical Data

| | |
|-----------------------------------|--------------------------------|
| Pin spacing | 3.5 mm / 0.138 inch |
| Width | 18.8 mm / 0.74 inch |
| Height | 18.5 mm / 0.728 inch |
| Height from the surface | 14.7 mm / 0.579 inch |
| Depth | 10.5 mm / 0.413 inch |
| Solder pin length | 3.8 mm |
| Solder pin dimensions | 0.9 x 0.9 mm |
| Drilled hole diameter (tolerance) | 1.4 ^(- ... +0.1) mm |

Plug connection

| | |
|------------------------------------|-------------------------|
| Contact type (pluggable connector) | Female connector/socket |
| Connector connection type | for PCBs |
| Mismating protection | Yes |
| Mating direction to the PCB | 90° |
| Locking of plug-in connection | locking lever |

PCB contact

| | |
|-------------------------------------|---|
| PCB contact | THT |
| Solder pin arrangement | over the entire female connector, in line |
| Number of solder pins per potential | 1 |

Material Data

| | |
|-----------------------------|----------------------|
| Color | light gray |
| Material group | I |
| Insulating material | Polyamide 66 (PA 66) |
| Flammability class per UL94 | V0 |
| Contact material | Copper alloy |
| Contact plating | tin-plated |
| Fire load | 0.028 MJ |
| Weight | 1.46 g |

Environmental Requirements



Limit temperature range -60 ... +100 °C

Commercial data


| | |
|--------------------|------------------------|
| Product Group | 3 (Multi Conn. System) |
| Country of origin | DE |
| GTIN | 4045454000059 |
| Customs Tariff No. | 85366990990 |

Approvals / Certificates



Country specific Approvals

| Logo | Approval | Additional Approval Text | Certificate name |
|--|--|--------------------------|------------------|
| | CB DEKRA Certification B.V. | EN 61984 | NL-54190 |
|  | CSA DEKRA Certification B.V. | C22.2 | 1465035 |
|  | KEMA/KEUR DEKRA Certification B.V. | EN 61984 | 71- 105522 |

Ship Approvals

| Logo | Approval | Additional Approval Text | Certificate name |
|--|---|--------------------------|------------------|
|  | DNV GL Det Norske Veritas, Germanischer Lloyd | - | TAE000016Z |

UL-Approvals

| Logo | Approval | Additional Approval Text | Certificate name |
|--|---|--------------------------|---------------------|
|  | UL UL International Germany GmbH | UL 1977 | E45171 |
|  | UR Underwriters Laboratories Inc. | UL 1059 | 20190122- E45172 |



Downloads

CAD/CAE - Smart Data

PCB libraries

| | | | |
|--|----------------------|---------------|----------|
| TARGET Library for WAGO Pluggable PCB Connectors (Multi-Connection System) Compatible with TARGET PCB Design Software Version 17.x | 1.1.0 Oct 6, 2014 | zip 7.4 MB | Download |
| DesignSpark Library for WAGO Pluggable PCB Connectors (MULTI CONNECTION SYSTEM) Compatible with DesignSpark PCB Version 4.x or higher | 2.1 Oct 6, 2014 | zip 6.1 MB | Download |
| EAGLE Library for WAGO Pluggable PCB Connectors (MULTI CONNECTION SYSTEM) Compatible with EAGLE PCB Design Software Version 6.x or higher | 2.1 Oct 6, 2014 | zip 6.2 MB | Download |

CAD data

| | | |
|-----------------------------|-----|----------|
| 3D Download 734-462/037-000 | URL | Download |
|-----------------------------|-----|----------|

Subject to changes.